

KINDNESS

Activities for Preschool

KINDNESS Clip Cards



KINDNESS Monster Sort



KINDNESS Lesson & Activities



KINDNESS Coloring Pages

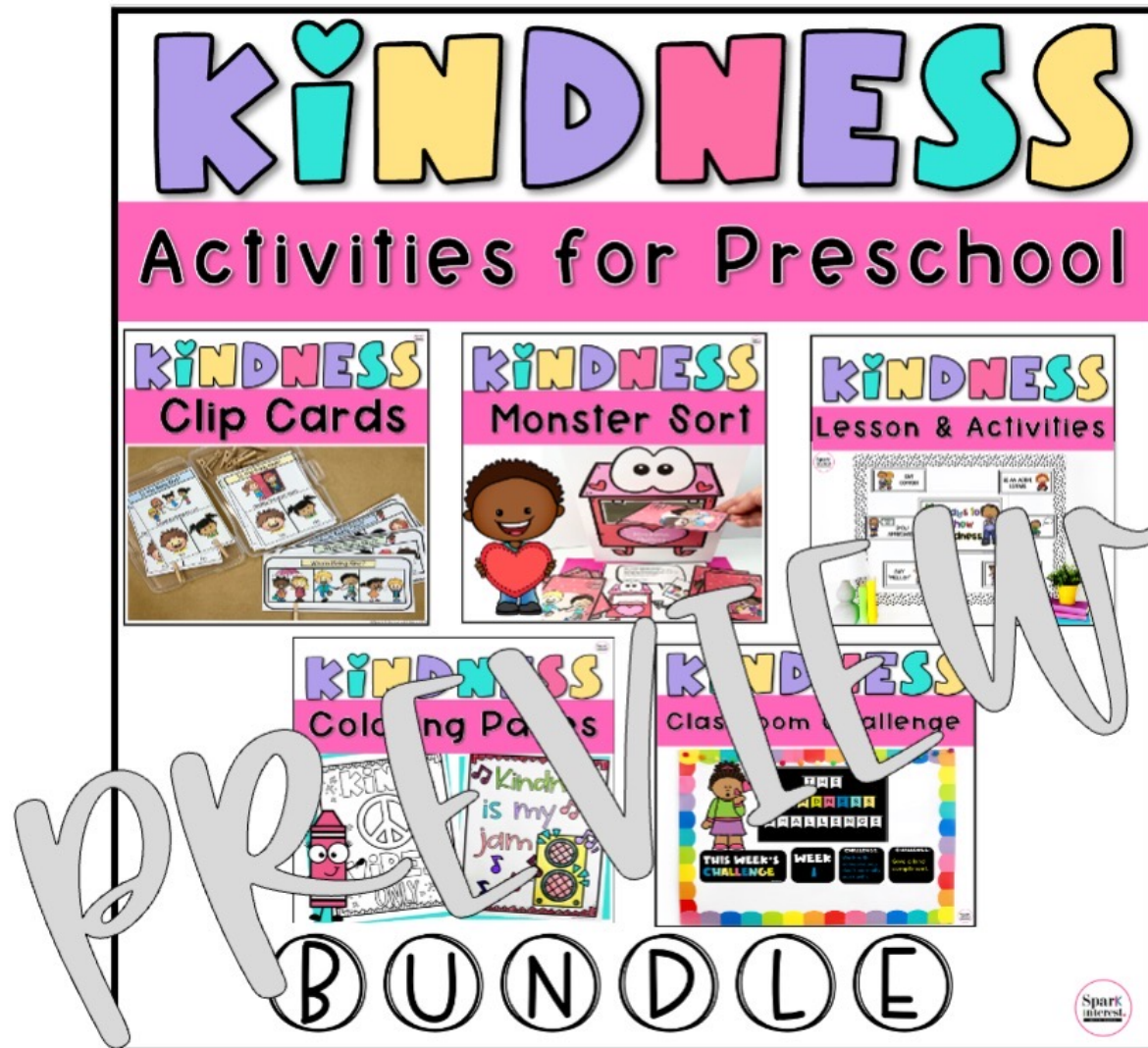


KINDNESS Classroom Challenge



BUNDLE

ARE YOU LOOKING FOR A WAY TO **INTEGRATE**
KINDNESS ACTIVITIES INTO YOUR PRESCHOOL
CLASSROOM?



THIS **KINDNESS ACTIVITIES FOR PRESCHOOL**
BUNDLE IS EXACTLY WHAT YOU NEED!

WHAT'S INCLUDED?



FROM LESSON PLANS, CLASSROOM CENTERS, WORKSHEETS, DISCUSSION ACTIVITIES, DISPLAYS, CHALLENGES AND AWARDS, IT HAS EVERYTHING YOU NEED TO TEACH YOUR PRE-K, PRESCHOOL OR KINDERGARTEN STUDENTS WHAT KINDNESS MEANS, WHAT IT LOOKS LIKE, WHAT IT FEELS LIKE AND HOW WE CAN SHOW KINDNESS TO OTHERS!

KINDNESS LESSONS



LESSON PLANS

Day 1 Lesson Plan: Kindness

Objective:	To look at acts of kindness in the classroom. To explore what they look like, how they make us feel and what effect that can have on others.
Materials:	1. Print, laminate & cut - sorting cards, display cards 2. Print out printables.
CASEL-SEL Competencies Alignment:	1. Social Awareness - The ability to take the perspective of and empathize with others, including those from diverse backgrounds & cultures. The ability to understand social and ethical norms for behavior and to recognize family, school, and community resources & support. 2. Relationship Skills - The ability to establish and maintain healthy and rewarding relationships with diverse individuals & groups. The ability to communicate clearly, listen well, cooperate with others, resist inappropriate social pressure, negotiate constructively, and seek and offer help when needed.
Introduction:	<ul style="list-style-type: none"> Give each child a kind or unkind picture card. Place the cards in two different groups. Discuss the cards and what they mean. Ask the children: "What is something kind? What is something unkind?" Discuss the cards and what they mean.
Display Cards:	<ul style="list-style-type: none"> Look at the cards and place them up on the wall. Share how you will look in action during the day. Name what you will do to show kindness in the classroom.

Day 2 Lesson Plan: Kindness

Objective:	To encourage the idea that kind deeds can multiply - they must be passed on.
Materials:	1. 'Ordinary Mary's Extraordinary Deed' by Emily Pearson & Fumi Kosaka
SEL Competencies Alignment:	1. Social Awareness - The ability to take the perspective of and empathize with others, including those from diverse backgrounds & cultures. The ability to understand social and ethical norms for behavior and to recognize family, school, and community resources & support. 2. Relationship Skills - The ability to establish and maintain healthy and rewarding relationships with diverse individuals & groups. The ability to communicate clearly, listen well, cooperate with others, resist inappropriate social pressure, negotiate constructively, and seek and offer help when needed.
Introduction:	<ul style="list-style-type: none"> Read the story 'Ordinary Mary's Extraordinary Deed'. After reading the story, have the children share their thoughts on the story. Why do you think Mary is extraordinary? Can you be like Mary?
Activity:	<ul style="list-style-type: none"> Read the story 'Ordinary Mary's Extraordinary Deed'. After reading the story, have the children share their thoughts on the story. Why do you think Mary is extraordinary? Can you be like Mary?

SORTING ACTIVITY

The sorting activity includes the following cards:

- Kind:** A card with a girl holding a book.
- Unkind:** A card with a boy holding a book.
- Kind or Unkind?** Cards with illustrations of:
 - Helping to Pick Up
 - Saying Hello
 - Not Listening
 - Pushing
 - Comforting a Friend
 - Appreciating Others
 - Scribbling on Someone Else's Work
 - Teasing or Making Fun of Someone
 - Lying

WORKSHEETS

The worksheets and letters of appreciation include:

- Showing Kindness:** A worksheet with a space for a drawing and a list of kind actions.
- Color-In the Acts of Kindness:** A worksheet with a space for a drawing and a list of kind actions.
- YOU ARE APPRECIATED!:** A letter template with a space for a drawing and a list of kind actions.

DISCUSSION ACTIVITIES

AWARDS

The Kindness Award certificate includes:

- KINDNESS AWARD**
- THIS AWARD IS PRESENTED TO**
- FOR:**
- TEACHER**

CLASSROOM CENTERS



KINDNESS CLIP
CARDS

20 COLORING
PAGES

FEED THE KINDNESS
MONSTER

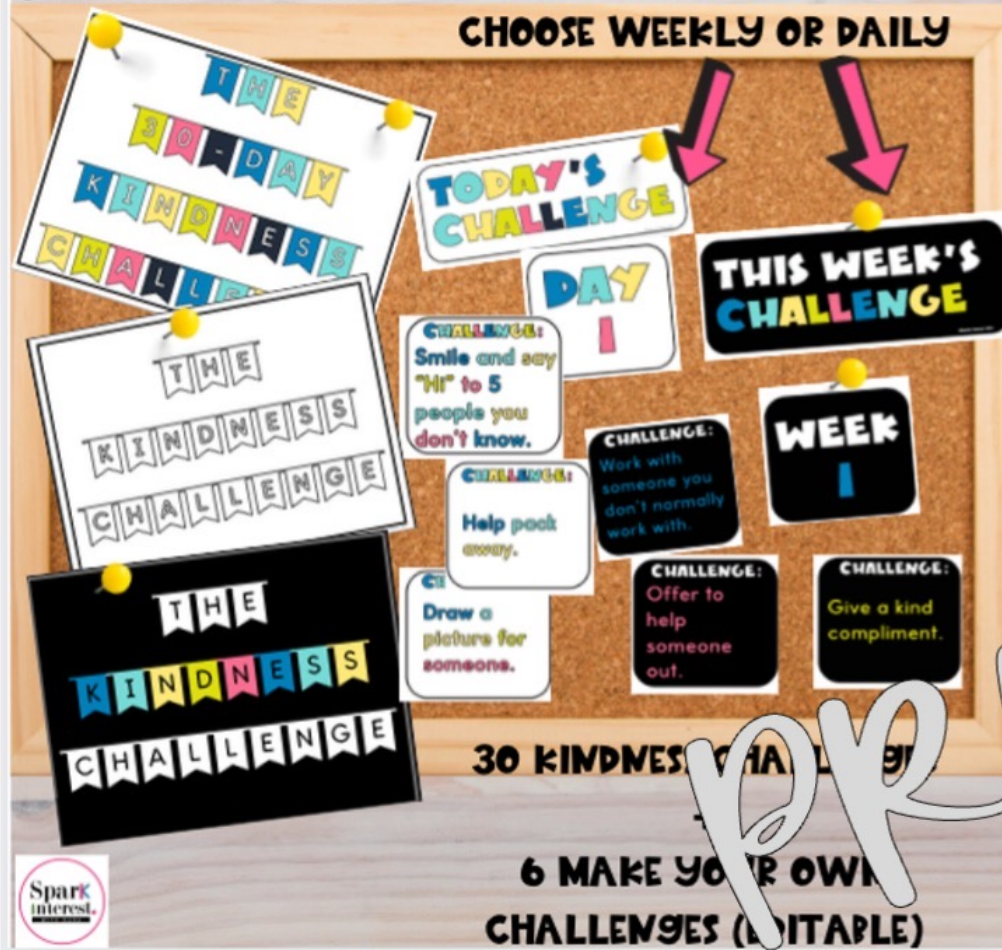


KINDNESS CHALLENGES

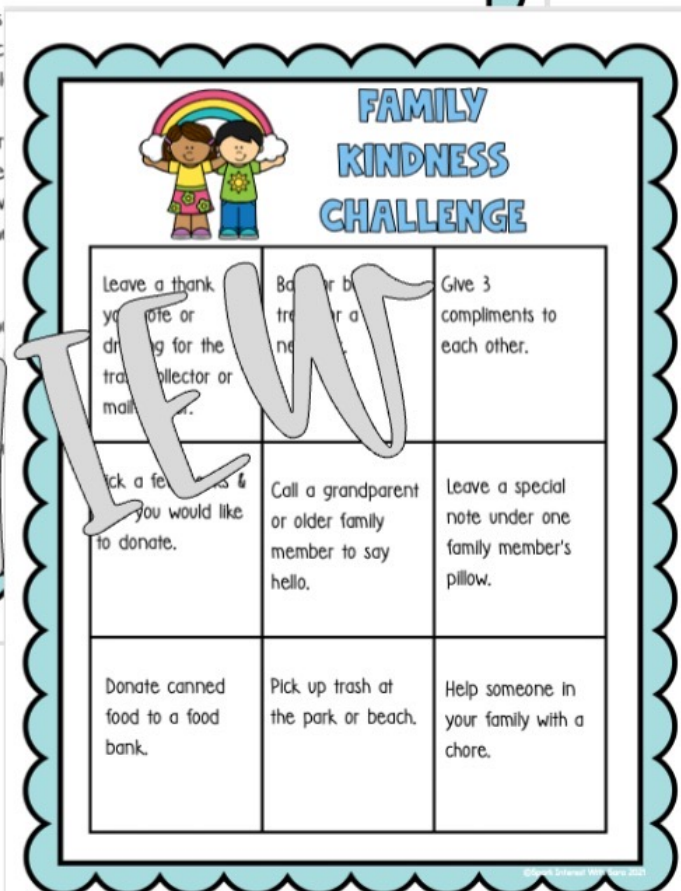
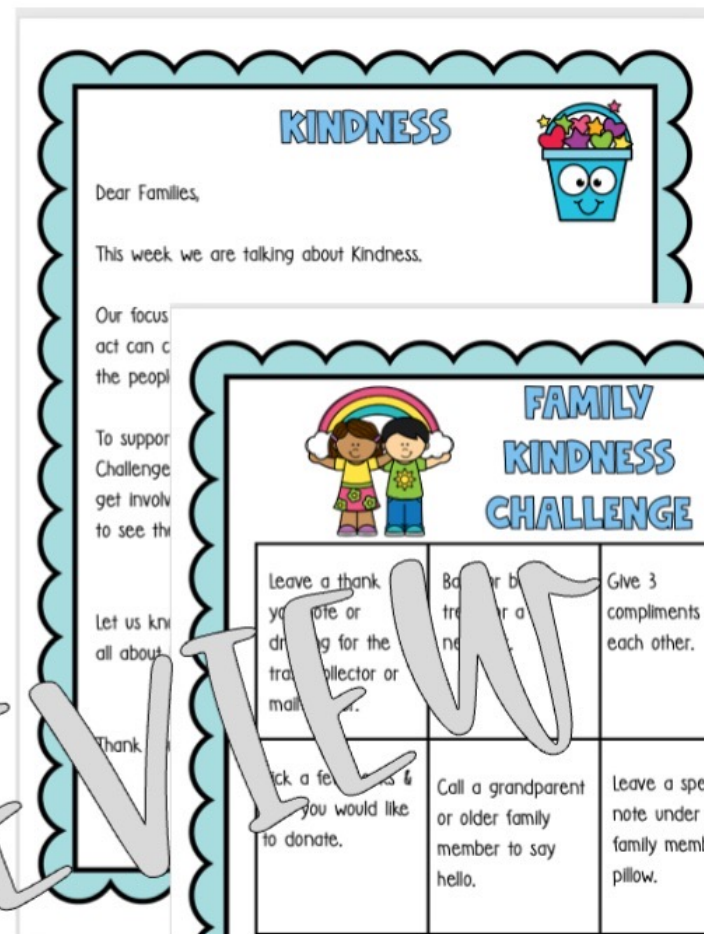


3 DIFFERENT VERSIONS

CHOOSE WEEKLY OR DAILY



WHOLE CLASS
KINDNESS
CHALLENGE



FAMILY KINDNESS
CHALLENGE

BRING THE
culture of kindness
INTO YOUR CLASSROOM TODAY!

