

Kindness

Classroom Challenge



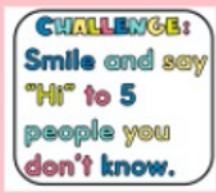
THE
30-DAY
KINDNESS
CHALLENGE



TODAY'S
CHALLENGE



DAY
1



CHALLENGE:
Smile and say
"Hi" to 5
people you
don't know.

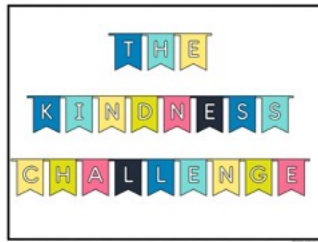
PREVIEW

Suggested Use:

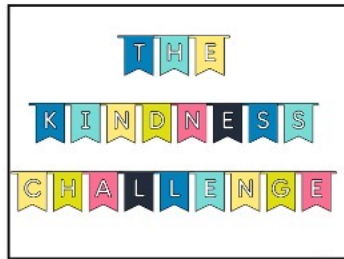


How to Use this Resource?

1. Choose a Design. Full Color, Part Color, B&W



2. Choose a Challenge – 30 Days? Weekly?



3. Print & Cut Up 30 Challenge Cards, Number Cards & Display Title Cards.



4. Create Your Own Challenges using the editable pages or if children wish to draw or write challenges use the blank option.

Editable Page



Editable Page



Write Your Own Page



Write Your Own Page




Suggested Use:



How to Use this Resource?


5. Use a little wall space to create a display.



PREVIEW


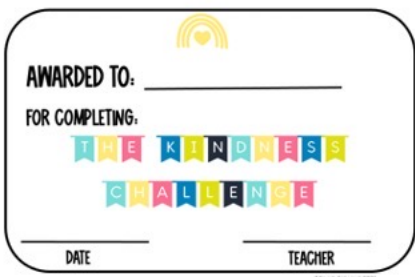
6. Your students may choose to use the Bingo Style Challenge board to color in each kindness challenges they complete.

THE KINDNESS CHALLENGE				
Kindness Challenges Completed By:				
Draw a picture for someone.	Compliment someone's work.	Smile & Say "Hi" to 5 people you don't know.	Pick up trash.	Help pack away.
Give someone a High 5.	Give a compliment.	Ask someone how they get & learn to their answer.	Help someone who needs it.	Tell someone thank you for all they do.
It need to someone you don't normally sit with.	Leave a sticky love note to 2 different people.	Tell a friend why they are a great friend.	Share something you like playing with.	Help someone in the playground.
Smile someone over to sit with you at lunch.	Open the door for someone to walk through.	Open the door for someone to walk through first.	Play with someone different.	Say "Good Job!" to someone.
Smile someone over to share a book with you.	Let someone else have a turn before you.	Wash with someone you don't normally wash with.	Draw a thank you picture for someone of your school.	Practice good listening with your teachers.
				Let someone else go first.



Color & B&W Versions Included

7. Recognize children's achievements with an award.



Part Color Version

B&W Version





Remember to Rate and Review this product to receive credit on TpT!

DON'T FORGET FOLLOW ME ★

Come check out more Kindness Resources at my store:



CLICK ON THE PICTURES TO FIND OUT MORE

Kindness Activities
By: Sara-Jane Lai

PRESCHOOL EDITION

Friendship Activities
Ways to be a good friend
By: Sara-Jane Lai

PowerPoint Story included

ACTIVITIES ON Empathy
By: Sara-Jane Lai

BUNDLE

ALL ABOUT Friendships BUNDLE
By: Sara-Jane Lai

BUNDLE

WHAT'S INCLUDED?

3 Title Options



3 Design Options




PREVIEW

WHAT'S INCLUDED?



All these slides come in ... Full color, part color and black and white.

Option 1: Daily Challenge



Day 1- Day 30
Included

Option 2: Weekly Challenge



Week 1- Week 36
Included

WHAT'S INCLUDED?

All these slides come in ... Full color, part color and black and white.

30 Kindness Challenges

CHALLENGE:

Give someone a high 5.

CHALLENGE:

Ask someone how they are and listen to their answer.

CHALLENGE:

Give a kind compliment.

CHALLENGE:

Help someone who needs it.

CHALLENGE:

Offer help someone out.

Write Your Own Page

CHALLENGE:

CHALLENGE:

CHALLENGE:

CHALLENGE:

6 Design Your Own Challenges

Editable Page

CHALLENGE:

Create Your Own Here

CHALLENGE:

Create Your Own Here

CHALLENGE:

Create Your Own Here

CHALLENGE:

Create Your Own Here

CHALLENGE:

Create Your Own Here

CHALLENGE:

Create Your Own Here

PREVIEW



Editable

WHAT'S INCLUDED?


Bingo Style Challenge Sheet

THE KINDNESS CHALLENGE

Kindness Challenges Completed By: _____

Draw a picture for someone.	Compliment someone's work.	Smile & Say "Hi" to 5 people you don't know.	Pick up trash	Help pack away	Do something nice for a teacher
Give someone a High 5.	Give a compliment.	Ask someone how they are & listen to their answer.	Help someone who needs it.	Tell someone a joke.	Practice good listening with your teachers.
Sit next to someone you don't normally sit with.	Leave a smiley face post-it note to someone.	Tell a friend something you like playing with.	Play with someone different.	Say, "Good Job!" to someone.	Invite someone to play with you.
Invite someone new to share a book with you.	Let someone else have a turn before you.	Work with someone you don't normally work with.	Draw a thank you picture for someone.	Practice good listening with your teachers.	Let someone else go first.

Color & B&W



THE KINDNESS CHALLENGE

Kindness Challenges Completed By: _____

Draw a picture for someone.	Compliment someone's work.	Smile & Say "Hi" to 5 people you don't know.	Pick up trash	Help pack away	Do something nice for a teacher
Give someone a High 5.	Give a compliment.	Ask someone how they are & listen to their answer.	Help someone who needs it.	Tell someone a joke.	Practice good listening with your teachers.
Sit next to someone you don't normally sit with.	Leave a smiley face post-it note to 3 different people.	Tell a friend something you like playing with.	Play with someone different.	Say, "Good Job!" to someone.	Invite someone to play with you.
Invite someone new to share a book with you.	Let someone else have a turn before you.	Work with someone you don't normally work with.	Draw a thank you picture for someone at your school.	Practice good listening with your teachers.	Let someone else go first.

WHAT'S INCLUDED?

Kindness Challenge Rewards




AWARDED TO: _____

FOR COMPLETING:

THE KINDNESS
CHALLENGE

DATE



AWARDED TO: _____


FOR COMPLETING:

THE 30-DAY KINDNESS
CHALLENGE

DATE

TEACHER

©Spark Interest 2021



AWARDED TO: _____

FOR COMPLETING:

THE CLASSROOM
KINDNESS CHALLENGE

DATE

TEACHER

©Spark Interest 2021



Color & B&W



AWARDED TO: _____

FOR COMPLETING:

THE 30-DAY KINDNESS
CHALLENGE

DATE

TEACHER

©Spark Interest 2021

PREVIEW



TERMS OF USE

By purchasing this resource, you are agreeing that the contents are the property of Sara-Jane Lai @ Spark Interest with Sara and licensed to YOU only for classroom / personal use as a single user. I retain the copyright and reserve all rights to this product

YOU MAY:

- ➡ Use free and purchased items for your own classroom students, or your own personal use.
- ➡ Reference this product in blog posts, at seminars, professional development, workshops, or other such venues, ONLY if both credit is given to myself as the author, and a link back to my TpT store is included in the presentation.
- ➡ Purchase licenses at a great discount for other teachers to use this resource.

YOU MAY NOT:

- ➡ Claim this work as your own, alter the files in any way, or remove copyright / watermarks.
- ➡ Sell the files or combine them into another unit for sale / free.
- ➡ Post this document for sale / free elsewhere on the internet (this includes Google Doc links on blogs).
- ➡ Making copies of purchased items to share with others is strictly forbidden and is a violation of the TOU / law.

If you encounter an issue with your file, notice an error, or are in any way experiencing a problem, please contact me and I will be more than happy to help sort it out. Sara@sparkInterestwithsara.com





Credits:

THANK YOU TO THESE AMAZING
CLIPART & FONT ARTISTS:



Don't Forget...

To leave your feedback on this
product to earn credit for your
TpT account!

That means, more goodies for
your classroom!

Thank You for Your Support!

